



1. TECHNICAL SPECIFICATIONS

Accuracy is calculated as: $\pm[\% \text{reading} + (\text{no. of digits}) * \text{resolution}]$ at 23°C, <80%RH

AC TRMS VOLTAGE

Range (V)	Resolution (V)	Accuracy
15 ÷ 460	1	$\pm(3.0\% \text{ rdg} + 2\text{dgt})$

FREQUENCY

Range (Hz)	Resolution (Hz)	Accuracy
47.50 ÷ 52.50 / 57.00 ÷ 63.00	1	$\pm(0.1\% \text{ rdg} + 1\text{dgt})$

CONTINUITY OF PROTECTION CONDUCTORS WITH 200mA

Range (Ω)	Resolution (Ω)	Accuracy
0.00 ÷ 9.99	0.01	$\pm(5.0\% \text{ rdg} + 3\text{dgt})$
10.0 ÷ 99.9	0.1	
100 ÷ 1999	1	

Test current: >200mA DC up to 5 Ω (test leads included)
 Test current generated: 1mA resolution, range 0 ÷ 250mA
 Open-circuit voltage: 4 < V_o < 24VDC
 Safety protection: error message for input voltage >10V

INSULATION RESISTANCE

DC test voltage (V)	Range (M Ω)	Resolution (M Ω)	Accuracy
50	0.01 ÷ 9.99	0.01	$\pm(2.0\% \text{ rdg} + 2\text{dgt})$
	10.0 ÷ 49.9	0.1	
	50.0 ÷ 99.9		$\pm(5.0\% \text{ rdg} + 2\text{dgt})$
100	0.01 ÷ 9.99	0.01	$\pm(2.0\% \text{ rdg} + 2\text{dgt})$
	10.0 ÷ 99.9	0.1	
	100 ÷ 199	1	$\pm(5.0\% \text{ rdg} + 2\text{dgt})$
250	0.01 ÷ 9.99	0.01	$\pm(2.0\% \text{ rdg} + 2\text{dgt})$
	10.0 ÷ 99.9	0.1	
	100 ÷ 249	1	$\pm(5.0\% \text{ rdg} + 2\text{dgt})$
500	0.01 ÷ 9.99	0.01	$\pm(2.0\% \text{ rdg} + 2\text{dgt})$
	10.0 ÷ 199.9	0.1	
	200 ÷ 499	1	$\pm(5.0\% \text{ rdg} + 2\text{dgt})$
1000	0.01 ÷ 9.99	0.01	$\pm(2.0\% \text{ rdg} + 2\text{dgt})$
	10.0 ÷ 199.9	0.1	
	200 ÷ 999	1	$\pm(5.0\% \text{ rdg} + 2\text{dgt})$

Open-circuit voltage: rated test voltage -0% +10%
 Rated measuring current: >1mA with 1k Ω x V_{nom} (50V, 100V, 250V, 1000V), >2.2mA with 230k Ω @ 500V
 Short-circuit current: <6.0mA for each test voltage
 Safety protection: error message for input voltage >30V

LINE/LOOP IMPEDANCE P-P, P-N, P-PE – TT/TN SYSTEMS

Range (Ω)	Resolution (Ω)	Accuracy
0.01 ÷ 19.99	0.01	$\pm(5.0\% \text{ rdg} + 3\text{dgt})$
20.0 ÷ 199.9	0.1	

Maximum test current: 3.31A (at 265V); 5.71A (at 457V)
 P-N/P-P Test voltage: (100V \pm 265V) / (100V \pm 460V); 50/60Hz \pm 5%
 Protection types: MCB (B, C, D, K), Fuse (aM, gG, BS882-2, BS88-3, BS3036, BS1362)

TEST ON RCD PROTECTION (MOLDED-CASE TYPE)

Differential protection type (RCD):	AC (⌚), A/F (⌚⌚), General (G), Selective (S)
Single -phase systems (L-N-PE)	
Voltage range L-PE, L-N:	100V ÷265V
Voltage range N-PE:	<10V
Split-phase systems (phase delay VL1-PE, VL2-PE = 180° or phase delay VL1-PE, VL2-PE = 120°)	
Voltage range L1-PE, L1-L2:	100V ÷265V
Voltage range L2-PE:	0V÷265V
Rated tripping currents (I _{ΔN}):	6mA, 10mA, 30mA, 100mA, 300mA, 500mA, 650mA, 1000mA
Frequency:	50/60Hz ± 5%

RCD tripping current (for General RCDs only)

Type RCD	I _{ΔN}	Range I _{ΔN} (mA)	Resolution (mA)	Accuracy
A/F, AC	6mA, 10mA	(0.2 ÷ 1.1) I _{ΔN}	0.1I _{ΔN}	- 0%, +10%I _{ΔN}
	30mA ≤ I _{ΔN} ≤ 300mA			- 0%, +5%I _{ΔN}
	500mA ≤ I _{ΔN} ≤ 650mA			

Measurement RCD tripping time – TT/TN systems



	x 1/2		x 1		x 5		AUTO				AUTO+ 	
	\	G	S	G	S	G	S	G	S	G	S	
6mA	AC	999	999	999	999	50	150	✓	✓	310		✓
	A/F	999	999	999	999	50	150	✓	✓	310		✓
10mA	AC	999	999	999	999	50	150	✓	✓	310		✓
	A/F	999	999	999	999	50	150	✓	✓	310		✓
30mA	AC	999	999	999	999	50	150	✓	✓	310		✓
	A/F	999	999	999	999	50	150	✓	✓	310		✓
100mA	AC	999	999	999	999	50	150	✓	✓	310		
	A/F	999	999	999	999	50	150	✓	✓	310		
300mA	AC	999	999	999	999	50	150	✓	✓	310		
	A/F	999	999	999	999	50	150	✓	✓	310		
500mA	AC	999	999	999	999	50	150	✓	✓	310		
	A/F	999	999	999	999	50	150	✓	✓	310		
650mA	AC	999	999	999	999	50	150	✓	✓	310		
	A/F	999	999	999	999							
1000mA	AC	999	999	999								
	A/F	999	999	999								

Table with duration of tripping time measurement [ms] - Resolution: 1ms, Accuracy: ±(2.0%reading + 2digits)

Measurement RCD tripping time – IT systems



	x 1/2		x 1		x 5		AUTO				AUTO+ 	
	\	G	S	G	S	G	S	G	S	G	S	
6mA	AC	999	999	999	999	50	150	✓	✓	310		✓
	A/F	999	999	999	999	50	150	✓	✓	310		✓
10mA	AC	999	999	999	999	50	150	✓	✓	310		
	A/F	999	999	999	999	50	150	✓	✓	310		
30mA	AC	999	999	999	999	50	150	✓	✓	310		
	A/F	999	999	999	999	50	150	✓	✓	310		
100mA	AC	999	999	999	999	50	150	✓	✓	310		
	A/F	999	999	999	999	50	150	✓	✓	310		
300mA	AC	999	999	999	999	50	150	✓	✓	310		
	A/F	999	999	999	999	50	150	✓	✓	310		
500mA	AC	999	999	999	999	50	150	✓	✓	310		
	A/F	999	999	999	999	50	150	✓	✓	310		
650mA	AC	999	999	999	999	50	150	✓	✓	310		
	A/F	999	999	999	999	50	150	✓	✓	310		
1000mA	AC	999	999	999								
	A/F	999	999	999								

Table with duration of tripping time measurement [ms] - Resolution: 1ms, Accuracy: ±(2.0%reading + 2digits)

**FIRST FAULT CURRENT – IT SYSTEMS**

Range (mA)	Resolution (mA)	Accuracy
0.1 ÷ 0.9	0.1	±(5.0% rdg + 1dgt)
1 ÷ 999	1	±(5.0% rdg + 3dgt)

Limit contact voltage (ULIM) : 25V, 50V

OVERALL EARTH RESISTANCE WITHOUT RCD TRIPPING

Voltage range P-PE, P-N:	100V ÷ 265V
Voltage range N-PE:	<10V
Frequency:	50/60Hz ± 5%

Overall earth resistance in systems with Neutral (3-wire) – (30mA or higher RCD)

Range (Ω)	Resolution (Ω)	Accuracy
0.05 ÷ 9.99	0.01	± (5.0% rdg + 8dgt)
10.0 ÷ 199.9	0.1	

Overall earth resistance in systems with Neutral (3-wire) – (6mA and 10mA RCD)

Range (Ω)	Resolution (Ω)	Accuracy
0.05 ÷ 9.99	0.01	± (5.0% rdg + 30dgt)
10.0 ÷ 199.9	0.1	

Overall earth resistance in systems without Neutral (2-wire) – (30mA or higher RCD)

Range (Ω)	Resolution (Ω)	Accuracy
0.05 ÷ 9.99	0.01	± (5.0% rdg + 8dgt)
10.0 ÷ 99.9	0.1	
100 ÷ 1999	1	

Overall earth resistance in systems without Neutral (2-wire) – (6mA and 10mA RCD)

Range (Ω)	Resolution (Ω)	Accuracy
0.05 ÷ 9.99	0.01	± (5.0% rdg + 30dgt)
10.0 ÷ 99.9	0.1	
100 ÷ 1999	1	

Contact voltage

Range [V]	Resolution [V]	Accuracy
0 ÷ Ut LIM	0.1	-0%, +(5.0%rdg + 3V)

PHASE ROTATION WITH 1 TEST LEAD

Voltage range P-N, P-PE[V]	Frequency range
100 ÷ 265	50Hz/60Hz ± 5%

Measurement is only carried out by direct contact with metal live parts (**not on insulation sheath**)



2. GENERAL SPECIFICATIONS

MECHANICAL CHARACTERISTICS

Dimensions (L x W x H):	225 x 165 x 75mm (9 x 6 x 3in)
Weight (batteries included):	1.2kg (42 ounces)
Mechanical protection:	IP40

MEMORY AND PC CONNECTIONS

Memory:	999 locations, 3 mark levels
PC connection:	optical/USB port

DISPLAY

Characteristics:	COG Black/white graphic LCD, 320x240pxl
------------------	---

POWER SUPPLY

Battery type:	6x1.5V alkaline batteries type AA IEC LR06 or 6 x1.2V rechargeable NiMH type AA
Battery life:	> 500 tests for each function
Auto Power OFF:	after 5 minutes' idling (if activated)

ENVIRONMENTAL CONDITIONS FOR USE

Reference temperature:	23°C ± 5°C (73°F ± 41°F)
Operating temperature:	0°C ÷ 40°C (32°F ÷ 104°F)
Allowable relative humidity:	<80%RH
Storage temperature:	-10°C ÷ 60°C (14°F ÷ 140°F)
Storage humidity:	<80%RH
Max. operating altitude:	2000m (6562ft)

REFERENCE GUIDELINES

Safety:	IEC/EN61010-1, IEC/EN61010-2-030, IEC/EN61010-2-033 IEC/EN61010-2-034, IEC/EN61557-1
EMC :	IEC/EN61326-1
Technical documentation:	IEC/EN61187
Safety of accessories:	IEC/EN61010-031
Insulation:	double insulation
Pollution level:	2
Measurement category:	CAT IV 300V to earth, maximum 415V between inputs
RPE:	IEC/EN61557-4, BS7671 17th ed., AS/NZS3000/3017
MΩ:	IEC/EN61557-2, BS7671 17th ed., AS/NZS3000/3017
RCD:	IEC/EN61557-6 (only on Phase-Neutral-Earth systems)
LOOP P-P, P-N, P-PE:	IEC/EN61557-3, BS7671 17th ed., AS/NZS3000/3017
Multifunction:	IEC/EN61557-10, BS7671 17th ed., AS/NZS3000/3017
Short-circuit current:	EN60909-0

This instrument satisfies the requirements of Low Voltage Directive 2014/35/EU (LVD) and of EMC Directive 2014/30/EU

This instrument satisfies the requirements of European Directive 2011/65/EU (RoHS) and 2012/19/EU (WEEE)

Services d'EURO-INDEX

EURO-INDEX est un fabricant, importateur et distributeur de diverses marques A dans le domaine des instruments de test et de mesure. Nous fournissons également une large gamme de services pour optimiser l'utilisation de ces instruments dans vos activités. Ces services comprennent naturellement l'entretien, la réparation et l'étalonnage des instruments, mais nous proposons aussi une assistance sous forme de formation via notre EURO-INDEX Academy et la location d'instruments.

Centre de Service Agréé

EURO-INDEX est un Centre de Service Agréé pour toutes les marques représentées. Cela signifie que vos instruments sont pris en charge par des techniciens formés par le fabricant et disposant des outils et logiciels adéquats. Seules des pièces d'origine sont utilisées et la garantie de votre instrument, ainsi que les certifications (ATEX, EN50379, etc.) restent intactes.

Laboratoire de maintenance et de calibrage

Le laboratoire des Pays-Bas est accrédité RvA selon la norme EN-ISO/IEC 17025. Cette accréditation est valable pour différentes grandeurs, telles que spécifiées dans le champ d'application associé au numéro d'accréditation K105. Les certificats de calibrage RvA sont acceptés à l'international et équivalents à ceux de BELAC.



Service Mobile

Outre les laboratoires d'étalonnage fixes de Zaventem et de Capelle aan den IJssel, nous disposons également d'un laboratoire itinérant appelé "Service mobile". Nos services peuvent venir vers vous, en offrant une qualité équivalente.

MQS®

MQS® est une formule d'entretien exclusive comportant un entretien et un calibrage périodiques de vos instruments de mesure à un coût fixe et faible. Via un portail Web gratuit (monmq.be), vous avez toujours accès à vos certificats de calibrage.

Location d'instruments de mesure

- Vaste assortiment
- Précision démontrable par le certificat d'étalonnage actuel
- Conseils avisés
- Les instruments sont livrés avec leurs accessoires

EURO-INDEX Academy

- Formations et séminaires
- Vidéos de démonstration et d'instruction
- Notes d'application



Comptoir de service



Entretien, réparation et calibrage



Formations et séminaires



Service Mobile

Sous réserve de modifications EURO-INDEX® FR 23001



BELGIQUE

Chaussée de Louvain 607
1930 Zaventem
T: 02 - 757 92 44
F: 02 - 757 92 64
sales@euro-index.be
www.euro-index.be

PAYS-BAS

Rivium 2e straat 12
2909 LG Capelle a/d IJssel
T: +31 - (0)10 - 2 888 000
F: +31 - (0)10 - 2 888 010
verkoop@euro-index.nl
www.euro-index.nl

