

1500 and no more 1000.

NEW



PV-ISOTEST

Instrument for the verification, maintenance and safety of photovoltaic systems up to 1500VDC

STANDARD
IEC/EN62446



Building the future since 1983.

PV-ISOTEST

ORDER CODE HV0PVISO

15000 and no more 10000.

Photovoltaic technology is changing.

The design and production of installations increasingly takes into consideration the **increase in rated voltage**, which allows for the realization of strings up to 30% longer, for a **higher generated power** and, at the same time, uses a smaller number of components, which allows for the **reduction of energy loss (BoS)** up to 30%, while **improving profitability**.

In this way, an increasing number of photovoltaic installations are realized with a **rated voltage close to 1500VDC**, with a view to obtaining the maximization of all the relevant benefits, while falling, at the regulatory level, in the **classification of Low Voltage** systems.

Consequently, the probability of a stress on each part of the photovoltaic system generates **the need of having suitable and highly performing tools for an accurate and appropriate verification** of these **new parameters**.

This is why **HT Italia** has created and developed **PV ISOTEST**, the **first and only instrument suitable** to carry out, on a photovoltaic system **up to 1500VDC**, the **most important safety checks** required by standard IEC/EN62446-1, and to **guarantee the quality performance** a professional nowadays considers as highly indispensable.

PV-ISOTEST, the future is coming, and HT brings it.

Tests in
DUAL MODE
DUAL



FUNCTION
GFL

Identification and
localization
of the fault

INSULATION
1500 V

For photovoltaic
systems

PV-ISOTEST

INSULATION IN DUAL MODE

VERIFIES

Verification with an **immediate result (OK | NO)** of the insulation resistance of the **active conductors** of a module, string or entire photovoltaic field, according to the requirements of standard IEC/EN62446, **with no need for an external switch** to short-circuit the positive and negative terminals.



IDENTIFIES

Automatic identification, with **one single test**, of the conformity of the total insulation of a whole photovoltaic field, with respect to expectations. PV-ISOTEST is **the only verification instrument** capable of simultaneously indicating the insulation resistance values of both the positive and negative poles, thus giving the **operator the possibility to direct his search to the real location of the fault**.



INSULATION IN TIMER MODE

VERIFIES

Verification with **immediate result (OK | NO)** of the **insulation resistance of a cable** with calculation of the **Dielectric Absorption Ratio** ($DAR = R_{1min} / R_{30s}$) and of the **Polarization Index** ($PI = R_{10min} / R_{1min}$), which indicate the state of deterioration of the insulation.

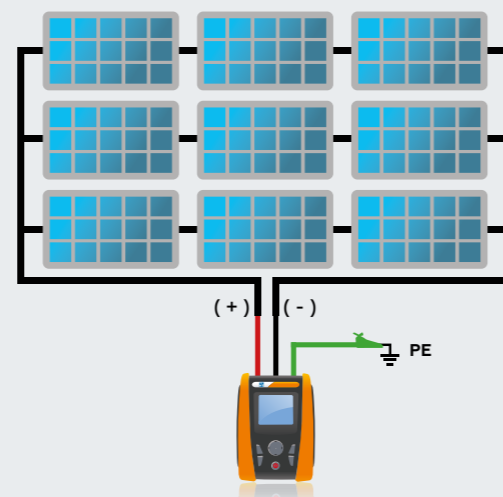
IDENTIFIES

Evaluation of the values of parameters DAR and PI, specifically useful in case the insulation of particularly long or old cables is to be tested.

Insulation quality can be evaluated thanks to the following summary table:

DAR	PI	Insulation condition
<1.25	<1	Dangerous
<1.6	>1 and <2	To be checked
>1.6	>2 and <4	Good
	>4	Excellent

Insulation mode DUAL
Unearthed PV field



PV-ISOTEST

GFL (Ground Fault Locator) function

LOCALIZES

PV-ISOTEST provides the **precise position of a possible single fault** of low insulation found on a string of the PV system due, for example, to water or humidity infiltrations.



RPE FUNCTION

VERIFIES

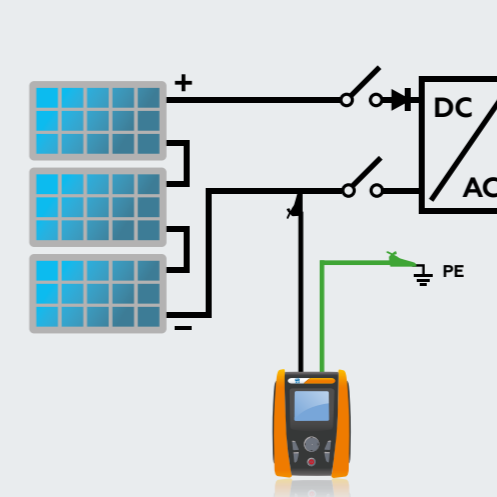
Verification with an **immediate result (OK | NO)** of the **continuity of the protective conductors** and of the relevant connections with test current >200mA

DMM FUNCTION

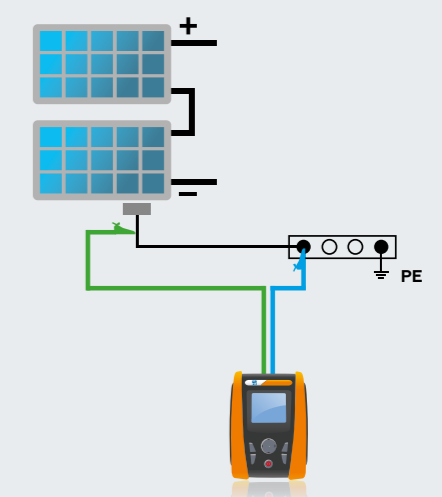
DISPLAYS

Immediate display of the DC and RMS voltages (also including possible AC components) between the poles and the earth.

Insulation mode TIMER
Connection diagram



RPE FUNCTION
Connection diagram





Provided accessories

- › **KITGSC4** Set of 4 banana cables 4mm + 4 alligator clips
- › **KITPCMC4** Set of 2 MC4 banana adapters
- › **VA507** Hard carrying case
- › **SP-5100** Carrying straps
- › **TOPVIEW2006** PC Windows software+ optical/USB connection cable (order code: C2006)
- › **YAMUM0077HTO** User manual on CD-ROM
- › **YAMUM0076HTO** Quick reference guide
- › **ISO calibration report**



Technical sheet

› DC VOLTAGE

Range (V)	Resolution (V)	Accuracy
3 ÷ 1500	1	± (1.0%reading + 2digits)

› AC TRMS VOLTAGE

Range (V)	Resolution (V)	Accuracy
3 ÷ 1000	1	± (1.0%reading + 3digits)

› INSULATION RESISTANCE (MΩ) – DUAL MODE

Test voltage DC [V]	Range [MΩ]	Resolution [MΩ]	Accuracy
250, 500, 1000, 1500	0.1 ÷ 0.99	0.01	±(5%reading + 5digits)
	1.0 ÷ 19.9	0.1	
	20 ÷ 100	1	

› INSULATION RESISTANCE (MΩ) – TIMER MODE

Test voltage DC [V]	Range [MΩ]	Resolution [MΩ]	Accuracy
250, 500, 1000, 1500	0.1 ÷ 9.99	0.01	±(5.0%reading + 5digits)
	10.0 ÷ 99.9	0.1	

› CONTINUITY OF PROTECTIVE CONDUCTORS (RPE)

Range (Ω)	Resolution (Ω)	Accuracy
0.00 ÷ 9.99	0.01	±(2%reading + 2digits)
10.0 ÷ 99.9	0.1	
100 ÷ 1999	1	

Test current: >200mA DC up to 5Ω (cables included)
 Resolution: 1mA
 Accuracy: ±(5.0%reading + 5digits)
 Open-circuit voltage: 4 < V_o < 10V



Optional accessories

- › **606-IECN**
Connector with magnetic terminal, black
- › **1066-IECN**
Connector for extension cables with 4mm banana connector, black
- › **1066-IECR**
Connector for extension cables with 4mm banana connector, red

› GFL (GROUND FAULT LOCATOR) FUNCTION

Test voltage DC [V]	Range [MΩ]	Resolution [MΩ]	Accuracy	Accuracy of position
250, 500, 1000, 1500	0.1 ÷ 0.99	0.01	±(5.0%rdg + 5dgt)	± 1module
	1.0 ÷ 19.9	0.1		
	20 ÷ 100	1		

The GFL function provides correct results with the following conditions:

- › Test carried out with V_{test} ≥ V_{nom} on a single string disconnected from the inverter, from possible overvoltage protections and earth connections
- › Test carried out upstream of possible blocking diodes
- › Single fault of low insulation located at any position in the string
- › Insulation resistance of the single fault < 0.1MΩ
Environmental conditions similar to those in which the fault occurred

POWER SUPPLY

Battery type: 6x1.5V alkaline batteries type AA LR06 or 6x1.2V rechargeable batteries type AA LR06

Battery duration: approx. 500 tests (for each function)

Auto Power OFF: after 5 minutes' idling

OUTPUT INTERFACE

PC interface: optical/USB

REFERENCE STANDARDS:

Instrument safety: IEC/EN61010-1, IEC/EN61010-2-030
IEC/EN61010-2-033, IEC/EN61010-2-034

EMC: IEC/EN61326-1

Accessory safety: IEC/EN61010-031

General: IEC/EN62446

MΩ measurement: IEC/EN61557-2

RPE measurement: IEC/EN61557-4

Insulation: double insulation

Pollution level: 2

Measurement category: CAT III 1500VDC, CAT III 1000VAC
MAX 1500VDC / 1000VAC between inputs



WATCH TUTORIAL VIDEOS



CONSULT THE PRODUCT DETAILS



HT ITALIA S.R.L.

Via della Boaria, 40 48018 Faenza (RA) Italia

T +39 0546 621002 | F +39 0546 621144 | M export@htitalia.it | ht-instruments.it



Diensten van EURO-INDEX

EURO-INDEX is fabrikant, importeur en distributeur van diverse A-merken op het gebied van test- en meetinstrumenten. Daarnaast leveren wij een groot aantal diensten om het gebruik van deze instrumenten in uw bedrijfsvoering te optimaliseren. Dit omvat uiteraard onderhoud, reparatie en kalibratie van de instrumenten, maar ook kennisdeling via EURO-INDEX Academy en verhuur van instrumenten.

Geautoriseerd Service Centrum

EURO-INDEX b.v. is van alle vertegenwoordigde merken een Geautoriseerd Service Centrum. Dit betekent dat uw instrumenten worden behandeld door technici die zijn opgeleid door de fabrikant en beschikken over de juiste gereedschappen en software. Er worden uitsluitend originele onderdelen toegepast en de garantie van uw instrument, evenals de certificering (ATEX, EN50379, etc.) blijven intact.

Kalibratielaboratorium

Het laboratorium in Nederland beschikt over een RvA accreditatie naar EN-ISO/IEC 17025. Deze accreditatie geldt voor grootheden, zoals gespecificeerd in de scope bij accreditatienummer K105. RvA kalibratiecertificaten zijn internationaal geaccepteerd en is gelijkwaardig aan BELAC.



Mobiele Service

Naast de vaste kalibratielaboratoria in Zaventem en Capelle aan den IJssel beschikken wij ook over een laboratorium op wielen met de naam "Mobiele Service". Dit biedt vertrouwde service en kwaliteit, bij u voor de deur!

KWS®

KWS® is een uniek servicesysteem voor uw meetinstrumenten met periodiek onderhoud en kalibratie tegen vaste, lage kosten. Via een gratis webportal (mijnkws.be) heeft u altijd en overal beschikking over uw kalibratiecertificaten.

Verhuur van meetinstrumenten

- Uitgebreid assortiment
- Nauwkeurigheid aantoonbaar door actueel kalibratiecertificaat
- Deskundig advies
- Complete levering inclusief accessoires

EURO-INDEX Academy

- Trainingen, seminars en workshops
- Demonstratie- en instructievideo's
- Application notes



Servicebalie



Onderhoud, reparatie en kalibratie



Trainingen en seminars



Mobiele Service

Wijzigingen voorbehouden EURO-INDEX® VL 23001



BELGIË
Leuvensesteenweg 607
1930 Zaventem
T: 02 - 757 92 44
F: 02 - 757 92 64
sales@euro-index.be
www.euro-index.be

NERLAND
Rivium 2e straat 12
2909 LG Capelle a/d IJssel
T: +31 - (0)10 - 2 888 000
F: +31 - (0)10 - 2 888 010
verkoop@euro-index.nl
www.euro-index.nl

