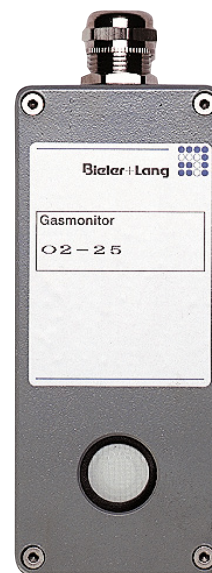


Exmonitor



Gasmonitor



Data Sheet

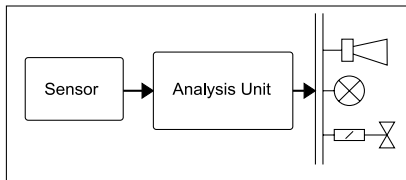
Gas Measuring and Alarm Systems



Application/Structure

The sensors of the series Exmonitor/Gasmonitor used in combination with the analysis systems have the following functions:

- Measuring and displaying the current concentration of toxic gases and of oxygen.
- Monitoring and warning signal for:
 - Excessive concentrations of toxic gases.
 - Lack of oxygen.
- Initiating protection measures:
 - Technical: the increase in concentration is counteracted, or adequate oxygen content/supply is ensured. (ventilator, cut-out functions ...).
 - Organisation: optical and acoustic alarms.



A gas alarm unit comprises the following components:

- Sensor
- Analysis system
- Controllable units such as ventilators, warning lights and solenoids.

Product features

- Detection of toxic gases and oxygen
- Measuring principle: electro-chemical measuring cell
- Linear measuring signal: 4-20 mA
- Dual conductor design
- One-man calibration
- Easy change of sensor
- Two construction designs:
 - Exmonitor for potentially explosive atmospheres with continuous display of gas concentrations
 - Gasmonitor for non-hazardous areas
- Exmonitor: ATEX-conformity for applications in hazardous areas zone 1 and 2

Mode of function

- **3-electrode sensor for toxic gases**
 The electrodes are surrounded by an electrolyte. The upstream Teflon membrane protects the cell from exposure to dust and moisture. A capillary diffusion barrier ensures that only a limited quantity of test gas reaches the inside of the cell. This also helps to minimize the pressure inflow. The electro-chemical reaction (charge crossover) takes place at the measuring electrode. The potential conditions of the sensor change as a consequence. The potential changes are measured above the reference electrode. The counter electrode is addressed by a potentiostat (controlled diffusin) such that the potential changes of the cell are compensated. The oxygen required for this process is drawn from the ambient air to the inside of the cell.
- **Dual electrode sensor for oxygen measurements**
 The electrodes are surrounded by an electrolyte. The upstream Teflon membrane protects the cell from exposure to dust and moisture. The diffusing oxygen causes a reaction at the measuring electrode. As a consequence, the potential conditions of the sensor change and the cell supplies a measuring current.
- **Electronics**
 The electronic system includes an amplifier, a 4-20 mA transmitter and operating elements. The sensor signal is amplified and converted into a 4-20 mA signal. The latter is transmitted to the analysis unit, shown as current value in the display, and finally analyzed.



Mode of function

- **Calibrating the measuring sensor**
During calibration the sensor delivers a pulsating output signal. The connected analysis unit thus suppresses an alarm output. A malfunction signal is transmitted at the same time. An additional voltage meter is required for the sensor of the type Gasmonitor because this sensor (unlike the Exmonitor) has no display.
- There are two options for calibrating:
 - **Direct sensor calibration using test gas:**
Select the operating mode „cal gas“. Test gas is applied to the sensor and the unit is calibrated with the help of the display (or the connected measuring instrument when using the Gasmonitor) and the potentiometers for zero and amplification. Finally, the sensitivity (calibration number) of the sensor can be read.
 - **Without test gas using a calibrated sensor:**
Plug in a sensor filled with test gas. Zero is set in air free of test gas. This sensor carries a calibration number. Finally, using the potentiometer for sensitivity, set the display to the calibration number of the sensor.

**Technical specifications
Sensors**

Measurement gas	Standard measurement range	Special measurement range	Resolution (standard range)	Response time T ₉₀	Repeability of signal	Type: Exmonitor-Gasmonitor-
CO	0 ... 300 ppm	0 ... 1000 ppm	1 ppm	< 30 Sek.	1%	CO 1000
H ₂ S	0 ... 100 ppm	0 ... 1000 ppm	1 ppm	< 35 Sek.	1%	H2S 200
H ₂ S	0 ... 50 ppm	0 ... 500 ppm	1 ppm	< 30 Sek.	1%	H2S 50
SO ₂	0 ... 100 ppm	0 ... 500 ppm	1 ppm	< 20 Sek.	1%	SO2 100
SO ₂	0 ... 20 ppm	0 ... 100 ppm	0,1 ppm	< 15 Sek.	2%	SO2 20
NO	0 ... 100 ppm	0 ... 1000 ppm	1 ppm	< 10 Sek.	2%	NO 100
NO ₂	0 ... 20 ppm	0 ... 200 ppm	0,1 ppm	< 35 Sek.	2%	NO2 20
Cl ₂	0 ... 10 ppm	0 ... 200 ppm	0,1 ppm	< 60 Sek.	2%	Cl2 20
HCN	0 ... 100 ppm	0 ... 200 ppm	1 ppm	< 100 Sek.	2%	HCN 100
HCl	0 ... 100 ppm	0 ... 200 ppm	1 ppm	< 120 Sek.	2%	HCl 100
H ₂	0 ... 1000 ppm	0 ... 2000 ppm	2 ppm	< 30 Sek.	2%	H2 1000
O ₂	0 ... 25 vol %		0,1 vol %	< 15 Sek.	n.c.	O2 25
NH ₃	0 ... 50 ppm	0 ... 200 ppm	1 ppm	< 150 Sek.	< 10%	NH3 50
NH ₃	0 ... 1000 ppm		10 ppm	< 60 Sek.	< 10%	NH3 1000

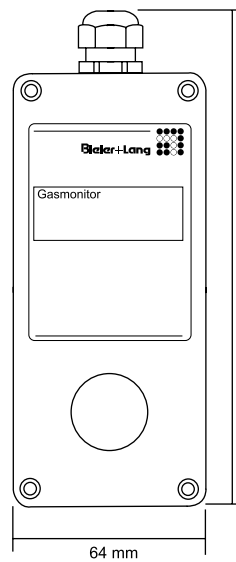

Technical specifications

Type	Gasmonitor	Exmonitor
Measuring principle	electro-chemical measuring cell	
Measuring signal	4 ... 20 mA	
Supply voltage on the heat terminals	10 ... 28 VDC Note to the lost of voltage on the cable, barrier and on the measuring-shunt in the controller .	
Temperature range	-10°C ... +50°C	
Perm. humidity	15% ... 90% rel. F.	
Pressure range	900 - 1100 mBar	
Storage Temperature	-10°C ... +50°C	
Pressure coefficient	<0,02 % of signal / mBar	
Expected operating life	min 2 years (toxic) 15 - 24 month (oxygen)	
Max. cable length	1000 m, depending on cable type	
Connecting cable	2-core, screened, conductor cross-section depending on cable length	
Suitable analysis units	GMC 8022, GMC8022E, GMC8420, GMC8364	
Unit run-up time	30 minutes at first start-up 48 hours with type (NH3-50, NO-100, HCl-100)	
Cross sensitivity	on request	
EC-Type-Examination Directive 2014/34/EU		II 2 G Ex ia IIC T4 Gb BVS 03 ATEX E 384 Pi: 660 mW Ui: 28 V Ii: 93 mA Li: <= 4 µH Ci: <= 8 nF -10°C <= Ta <= 50°C
Recommendet barrier		Current repeater

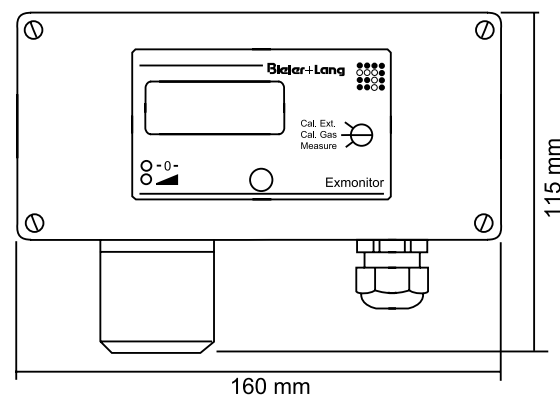
Mechanical specifications

Designation	Gasmonitor	Exmonitor
Protection class	IP 54	
Enclosure material	Aluminum	Polyester
Weight	400 g	1200 g
Dimensions: H x W x D	170 x 64 x 34 mm	115 x 160 x 75 mm
Cable inlet	cable diameter from 6 mm up to 12 mm	
Terminals	2-pin 0,5 ... 1,5 mm ²	

● **Gasmonitor**



● **Exmonitor**



**Approval**

- EC-Type-Examination Directive 2014/34/EU, electrical safety II 2 G
Ex ia IIC T4 Gb
BVS 03 ATEX E 384
-

Equipment

- Test gas set
 - Calibration gases
 - barriers
-

Service

Everything from one source - from project development to the installation of your new gas alarm unit. Guaranteed by our comprehensive sales and service network. Call us for the address of your local contact partner. Our after-sales technicians are pleased to assist you with hands-on help and advice.

Bieler + Lang GmbH
Gasmess- und Warnsysteme

Postfach 1129, D-77842 Achern
Von-Drais-Str. 31, D-77855 Achern

Telephone +49 (0) 78 41 / 69 37 - 0
Telefax +49 (0) 78 41 / 69 37 - 99
E-Mail info@bieler-lang.de

Internet www.bieler-lang.de

Les services d'EURO-INDEX

EURO-INDEX fournit des services pour tous les instruments de sa gamme de fournitures et offre des services, de la connaissance et du personnel hautement qualifié pour l'entretien (préventif), la réparation et le calibrage de vos instruments de mesure.

Centre de Service Agréé.....

EURO-INDEX est un Centre de Service Agréé pour toutes les marques représentées.

Autrement dit, vos instruments sont traités par du personnel formé et compétent, qui dispose des outils et logiciels adéquats. Seules des pièces d'origine sont utilisées et la garantie de votre instrument ainsi que la certification (ATEX, EN50379, etc.) restent valables.

Laboratoire de maintenance et de calibrage

EURO-INDEX dispose d'un laboratoire de maintenance et de calibrage particulièrement moderne, titulaire d'une accréditation conforme à la norme NEN-EN-ISO/IEC 17025. Cette accréditation est valable pour différentes grandeurs, telles que spécifiées dans le champ d'application associé au numéro d'accréditation K105.



MQS®

MQS est une formule d'entretien exclusive comportant un entretien et un calibrage périodiques de vos instruments de mesure. La prise en charge de multiples aspects vise à vous libérer de tout souci lors de l'utilisation de vos instruments de mesure. Les coûts sont modiques et prévisibles.

Accès numérique à vos certificats de calibrage avec Mon MQS

Mon MQS est un portail Web qui vous donne accès partout et à tout moment à vos certificats de calibrage et aux documents apparentés.

Location d'instruments de mesure

- Vaste assortiment
- Conseils avisés
- Les instruments sont livrés avec leurs accessoires et leurs certificats de calibrage traçables

EURO-INDEX Academy

- Formations sur les produits (individuelles et collectives)
- Séminaires
- Vidéos de démonstration et d'instruction

Visionnez la vidéo sur notre chaîne YouTube et découvrez tout ce qu'il vous faut savoir sur MQS



Guichet des services



Calibrage de l'analyse de gaz de combustion



Séminaires et ateliers



Calibrage de la thermographie

Sous réserve de modifications EURO-INDEX® FR 18001

Le nom et la marque Bluetooth® sont la propriété de Bluetooth SIG Inc. L'utilisation de ce nom par EURO-INDEX s'effectue sous licence.



BELGIQUE
Leuvensesteenweg 607
1930 Zaventem
T: 02 - 757 92 44
F: 02 - 757 92 64
info@euro-index.be
www.euro-index.be

PAYS-BAS
Rivium 2e straat 12
2909 LG Capelle a/d IJssel
T: +31 - (0)10 - 2 888 000
F: +31 - (0)10 - 2 888 010
verkoop@euro-index.nl
www.euro-index.nl



Portée accréditée
voir www.rva.nl